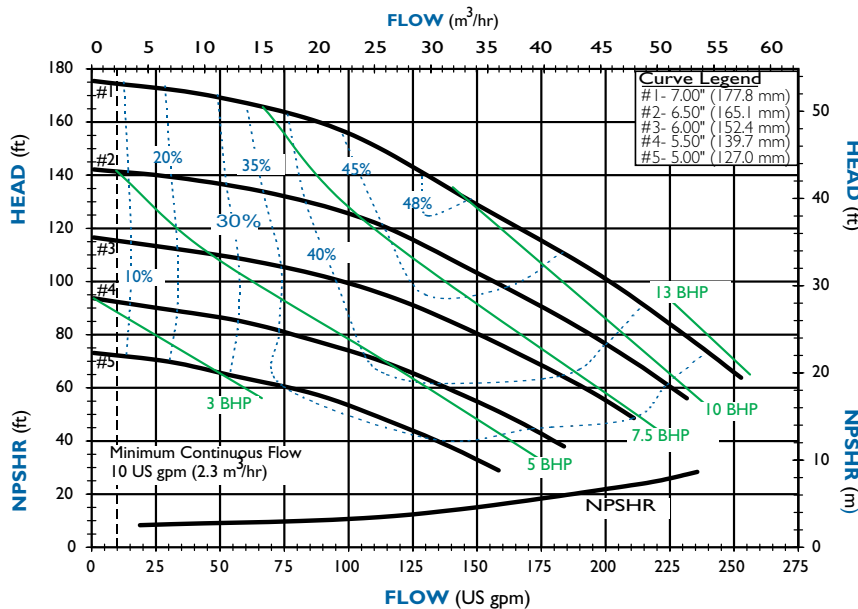


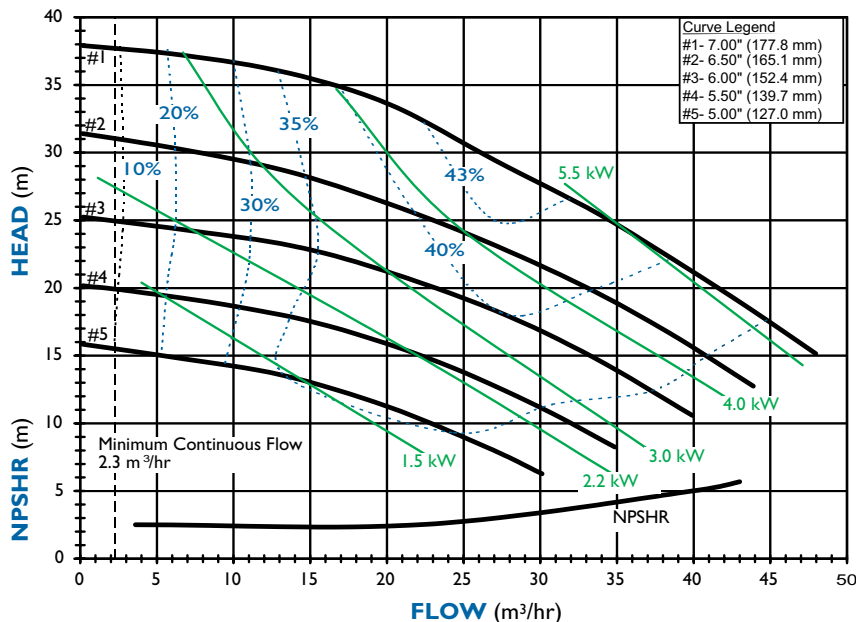
SP Series: Model SP22



SP22 PERFORMANCE 3450 RPM*



SP22 PERFORMANCE 2900 RPM*



Notes: Maximum power @ 60 Hz is 13 hp (9.7 kW). [Consult factory for applications above 10 hp (7.5 kW).] At 50 Hz, maximum power is 7.5 kW (10 hp).

*Performance curves above are based on flooded suction. Performance will vary with suction lift conditions. For performance at various suction lifts, see curve book on FTI web site (www.finishthompson.com) or contact factory.



FEATURES & CAPABILITIES

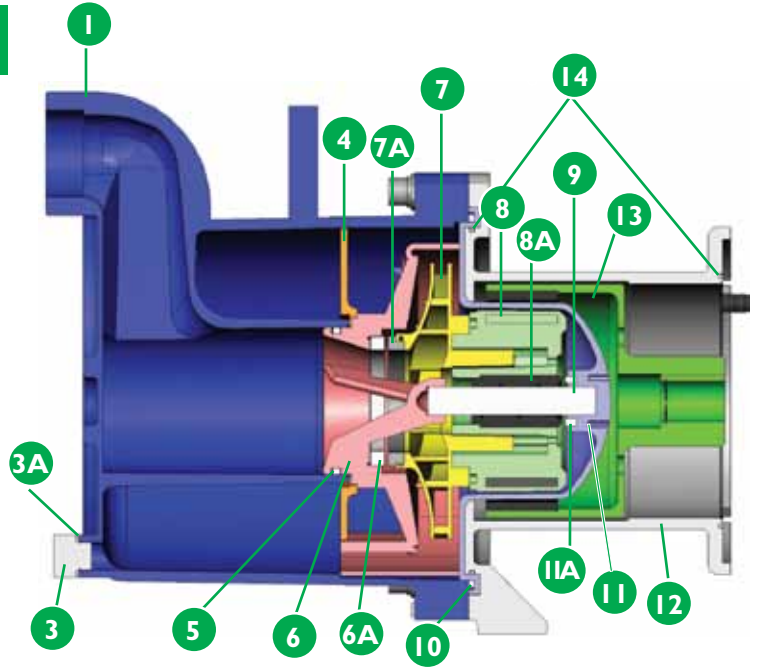
- + Self-priming, magnetic drive
- + Five-year warranty
- + Easy set measurement free drive
- + Provides up to 25 ft. (7.6 m) lift or equivalent
- + Primes 15 ft. (4.57 m) in 90 seconds (with maximum diameter impeller at 60 Hz with 3" pipe)
- + Retains fluid for re-priming when shut off without a check valve
- + Extended run dry ability (with carbon bushing)
- + High operating efficiency
- + Polypropylene or PVDF construction
- + Powerful neodymium magnets
- + Close-coupled design
- + Threaded (NPT or BSP), union or flange connections
- + Impeller trims available every 1/8" (.32 cm) between smallest and largest diameter
- + Back pullout design
- + Mounts to NEMA and IEC (B5 or B14) motor frames
- + ISO 1940 G2.5 balancing
- + CE certified
- + High working pressure up to 90 psi (6.2 bar)
- + Specific gravity up to 1.8
- + Polypropylene—180° F (82° C)
- + PVDF—220° F (104° C)

APPLICATIONS

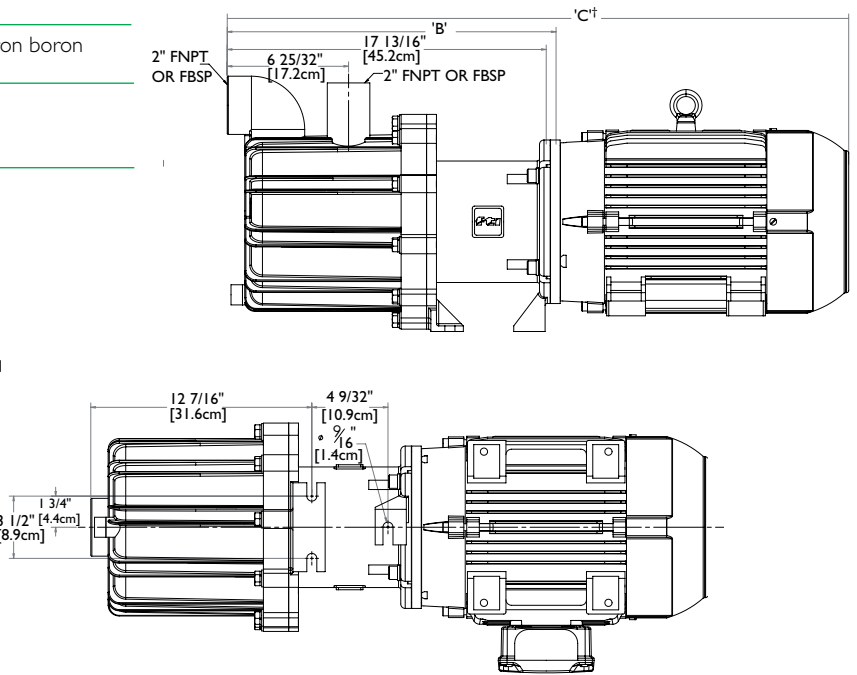
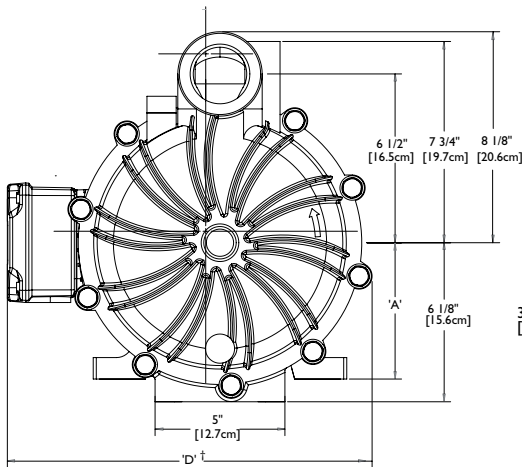
- + Rail cars
- + Tanker trucks
- + Tanks with an opening on top
- + Bulk storage to day or process tank transfer
- + Sumps and reservoirs
- + Below grade storage tanks
- + Over-the-wall applications
- + When run-dry protection is needed
- + and many more!

Description	Polypropylene Models	PVDF Models
1 Housing		
4 Separator plate	Glass-fiber reinforced polypropylene	Carbon-fiber reinforced PVDF
6 Inner volute		
7 Impeller		
3A, 5, 10 O-ring options	FKM, EPDM	
3 Fill and drain plugs*	Polypropylene	PVDF
6A Inner volute thrust ring options	High purity alumina ceramic, silicon carbide	
7A Impeller thrust washer options	Molybdenum disulfide filled PTFE, silicon carbide	
8 Inner drive	Neodymium iron boron magnets encapsulated in unfilled polypropylene	Neodymium iron boron magnets encapsulated in unfilled PVDF
8A Bushing options	Carbon, PTFE, high purity alumina ceramic, silicon carbide	
9 Shaft options	High purity alumina ceramic, Hastelloy® C, silicon carbide	
11 Barrier	Glass-fiber reinforced polypropylene	Carbon-fiber reinforced PVDF
11A Barrier thrust ring	High purity alumina ceramic	
12 Motor adapter	Ductile iron	
13 Outer drive magnets	Nickel-plated neodymium iron boron magnets/steel	
14 Motor adapter sealing kit (NEMA only)	Buna N (std), FKM, EPDM	

*Fill plug not shown



Hastelloy® C is a registered trademark of Haynes International, Inc.



Motor Frame	A	B	C†	D†	Weight - lbs. [kg]	
					PP	PVDF
NEMA 184TC	4-1/2" [11.4 cm]	17-13/16" [45.2 cm]	31-1/16" [78.9 cm]	12-15/32" [31.7 cm]	46 [20.9]	52 [23.6]
NEMA 213/215	5-1/4" [13.3 cm]	18-11/32" [46.6 cm]	34-11/16" [88.1 cm]	14-1/32" [35.7 cm]	51 [23.1]	57 [25.9]
IEC 90 w/B14 or B5	3-17/32" [9.0 cm]	18-11/16" [47.5 cm]	29-11/16" [75.4 cm]	11-11/16" [29.7 cm]	54 [29.7]	60 [27.2]
IEC 100 w/B14 or B5	3-15/16" [10.0 cm]	18-11/16" [47.5 cm]	31-1/8" [79.1 cm]	12-1/8" [30.8 cm]	54 [24.5]	60 [27.2]
IEC 112 w/B14 or B5	4-13/32" [11.2 cm]	18-11/16" [47.5 cm]	31-7/8" [81.0 cm]	12-1/8" [30.8 cm]	54 [24.5]	60 [27.2]
IEC 132 w/ B14 or B5	5-3/16" [13.0 cm]	18-3/4" [47.6 cm]	34-27/32" [88.5 cm]	14-3/16" [36.0 cm]	57 [25.9]	63 [28.6]

Note: Dimensions and weights are for reference only. Weights listed are for pumps only. Motor weight not included.

†Varies with motor manufacturer.

