

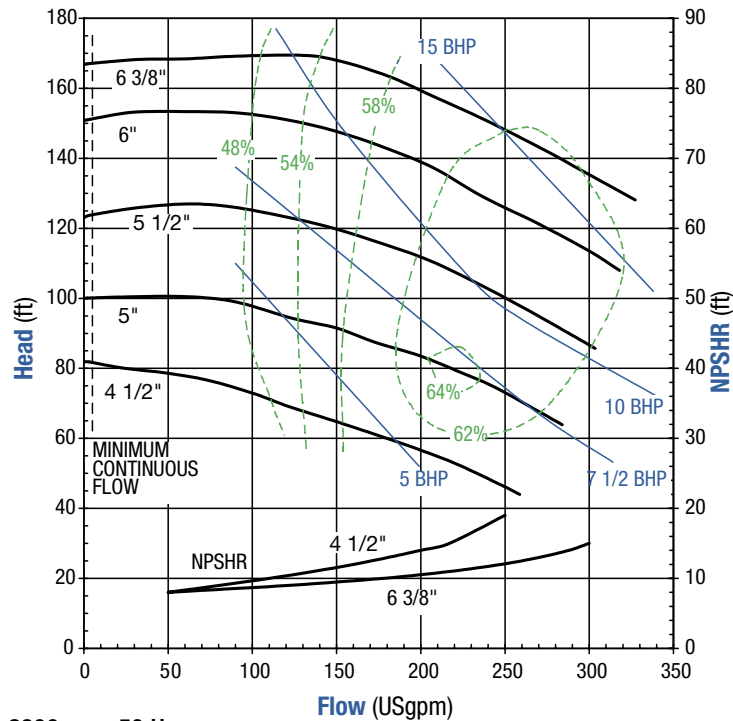
ULTRACHem[®] Series

ANSI DIMENSIONAL MAGNETIC DRIVE PUMPS

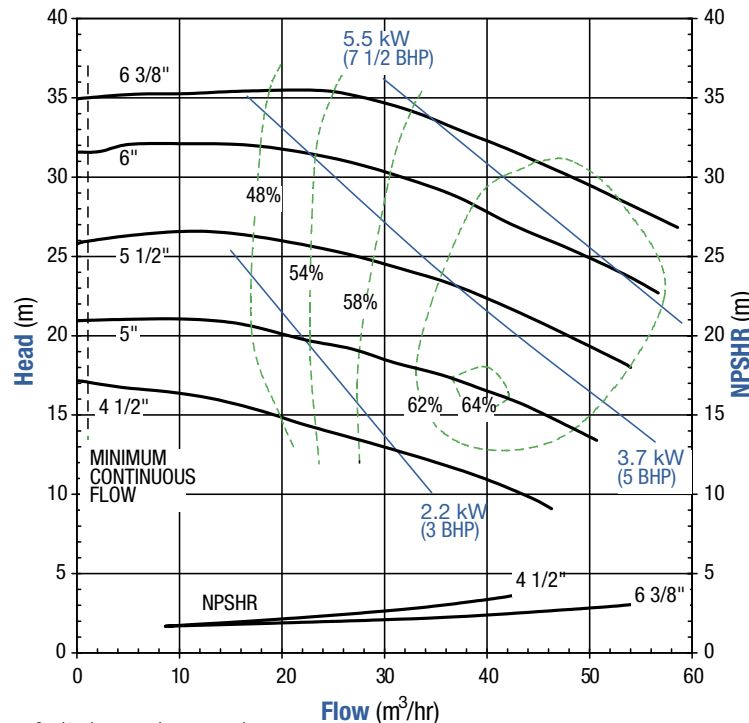
UC SERIES: MODEL UC326

PERFORMANCE

3450 rpm, 60 Hz



2900 rpm, 50 Hz



*Tefzel[®] Fluoropolymer Resin is a registered trademark of DuPont



* Patent No. 5,779,456

FEATURES

- Durable, corrosion-resistant Tefzel[®] lined ductile iron casing
- Casing meets ANSI B73.1m for foot and flange location
- Powerful neodymium magnets drive the impeller for dependable, leak-free operation with no environmental emissions
- Modified concentric volute reduces radial thrust load
- Rear sealing ring and balance holes balance axial thrust
- Dual bushings provide optimum alignment
- Carbon-filled ETFE shaft support with integral straightening vanes helps prevent pre-rotation in the suction and enhances low flow operation
- Easy-set measurement free outer drive
- Back pull-out design
- Casing drain connection standard
- Run dry capability with carbon bushing and SiC dri-coat
- Accepts standard NEMA 143, 184, 215, 256 or IEC 80, 90, 110/112, 132, 160 motor frames
- ANSI or ISO flange mountable
- ATEX certified models available

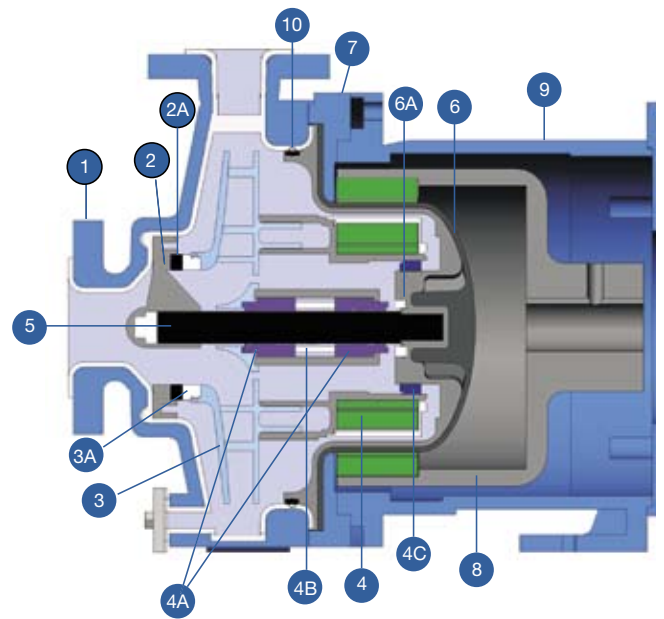
TYPICAL APPLICATIONS

- Chemical manufacturing, blending, distribution
- Water treatment
- Plating and metal finishing
- Paper mills
- Fume scrubbers
- Metals manufacturing
- Electronics
- Pharmaceuticals
- Biodiesel

TYPICAL CHEMICALS

- Sodium hydroxide
- Sulfuric acid
- Hydrochloric acid
- Sodium hypochlorite
- Plating solutions
- Corrosive blends
- Solvents
- Wastewater

Item No.	Description	Construction
1	Casing	Cast ductile iron, DuPont Tefzel® (ETFE) lined
2	Shaft support	Carbon fiber filled ETFE
2A	Front thrust ring	Alpha sintered silicon carbide
3	Impeller	Carbon fiber filled ETFE
3A	Impeller thrust washer	Fluorosint®, alpha sintered silicon carbide optional
4	Inner drive	Neodymium iron boron magnets encapsulated in pure ETFE
4A	Bushing options	Alpha sintered silicon carbide, carbon
4B	Bushing spacer	PTFE
4C	Rear sealing ring	Molybdenum disulfide-filled PTFE
5	Shaft	Alpha sintered silicon carbide
6	Barrier	Molded carbon fiber filled ETFE liner with woven glass reinforced vinyl ester external shell
6A	Barrier thrust ring	High purity alumina ceramic
7	Clamp ring	Steel
8	Outer drive magnet	Nickel-plated neodymium iron boron magnets/steel
9	Motor adapter	Ductile iron
10	O-ring options	FKM, EPDM, Kalrez®, Simriz®



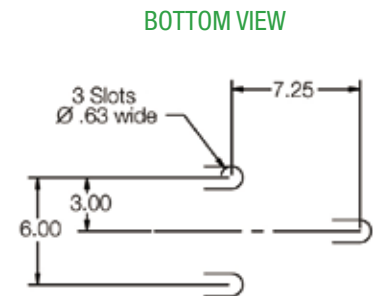
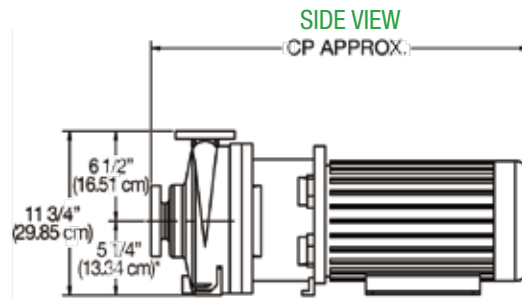
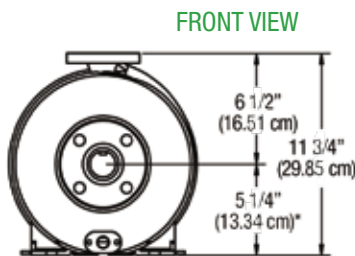
Kalrez® is a registered trademark of DuPont Performance Elastomers
 Simriz® Perfluoroelastomer is a registered trademark of Simrit® division of Freudenberg-NOK.

SPECIFICATIONS

HP (kW)	Impeller Diameter		Suction	Discharge	Max. Flow 3500 rpm		Max. Head 3500 rpm		Max. Working Pressure psi (Bar)	Max. Viscosity cP	Max. Sp. Gravity	Max. Temp. °F (°C)
	in	cm			in (cm)	in (cm)	gpm	m³/hr				
3 - 20 (1.1 - 15.0)	4 1/2, 5, 5 1/2, 6, 6 3/8	11.4, 12.7, 14, 15.2, 16.2	3 (7.62)	2 (5.01)	168.4	38.2	320.7	97.75	175 (12)	200	1.8	250 (121)

Note: Impeller trims available every 1/8" (.32 cm) between the smallest and largest diameters.

DIMENSIONS



*Contact the factory for 132/160 dimension. All other frame sizes are as shown above. Dimensions are for reference only.

Motor Frames	CP			
	A-Drive (in)	B-Drive (in)	A-Drive (cm)	B-Drive (cm)
NEMA				
143-145TC	23 3/4	-		
182/184TC	28 1/16	29 1/16		
213/215TC	30 1/2	32 1/4		
254/256TC	-	36 3/4		
IEC				
80			58.1	-
90			61.7	-
100/112			67.5	-
132			73.9	76.5
160			-	86.0

ACCESSORIES



Bronze Bump Ring - add to the motor adapter to make pump suitable for hazardous areas.



SiC Dri-Coat (for shaft and bushings) is ideal protection for applications where the pump may see unintentional, brief periods of dry running.



M20 Power Monitor - Shuts the pump down when there is a drop in power to prevent run dry damage.



Baseplate - fabricated of steel or fiberglass for extra strength and rigidity. Suitable for grouting. Shown with optional bearing frame.

