


Accessories

€ Monitor

(2. Generation)



Original size of indicator

Monitoring of bearing conditions

General Nikkiso € - Monitor

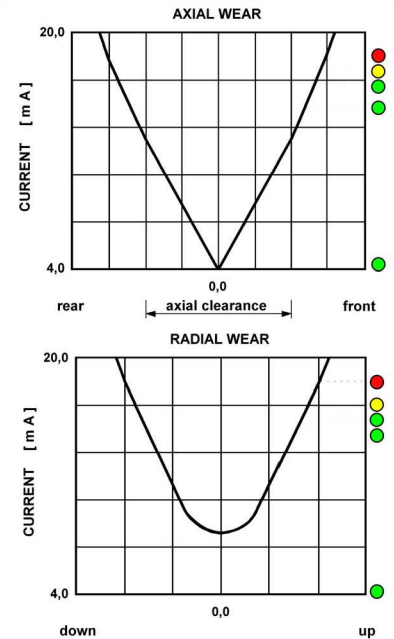
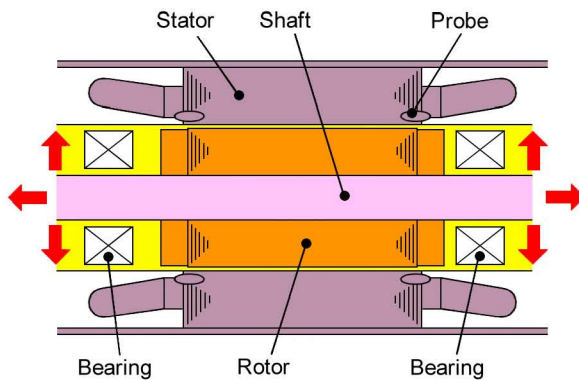
Nikkiso € - Monitor was developed to detect the condition of bearings of canned motor pumps during operation. In order to achieve this position of the rotor is monitored whilst the pump is operating. If the rotor is at a position, which is only possible when bearing wear has occurred, it will be indicated.

Indication:

- Wear of front or rear radial bearing
- Uneven wear of front or rear bearing
- Wear of front or rear axial bearing
- Power on (pump is operating)
- Direction of rotation (correct or wrong)

Principle of operation

Wear of bearings can effect both, the rear and front bearing, evenly or unevenly. In case of bearing wear, the rotor can leave its normal position. This variation is detected by 8 probes at the stator. The signal is processed and indicated on coloured LED's: green (good) – yellow (caution) – red (stop).



Indication



The indicator is visible through a sight glass in the cover of the terminal box. The bright LED's indicate the state of the bearings and the axial position of the rotor. In addition, a "power on" lamp and indication for correct or reverse rotation are available.

In addition to the local indication, a remote indication including alarm and trip can be installed.

For this purpose a 0 to 5 V or alternatively a 4 to 20 mA signal is available.

Technical Data

Housing
Metal

Temperature range
-40°C to 75°C

Location
On top of the Terminal Box

Protection class
IP65, ATEX 95
II2G EEx d II C T6

Frequency range
50Hz, 60Hz

Output
0 to 5V DC or 4 to 20mA

Voltage range
380V to 690V

Power supply
from pump, consumption negligible