


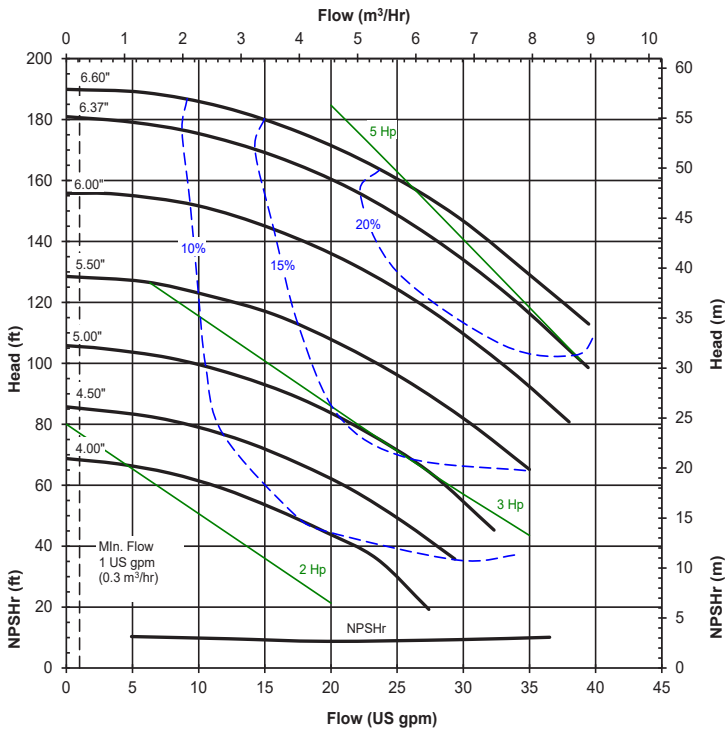


# UCR SERIES

## MODEL UCR1516L (1.5X1X6 - AA)

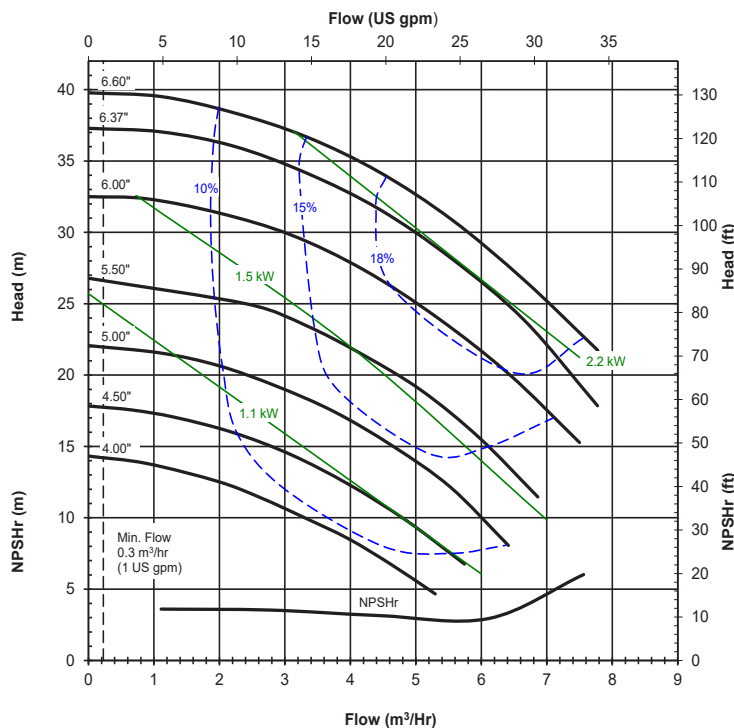


### UCR1516L PERFORMANCE 3500 RPM, 60 Hz



Impeller trims are available in 1/8" (.32 cm) diameter increments between all curves

### UCR1516L PERFORMANCE 2900 RPM, 50 Hz



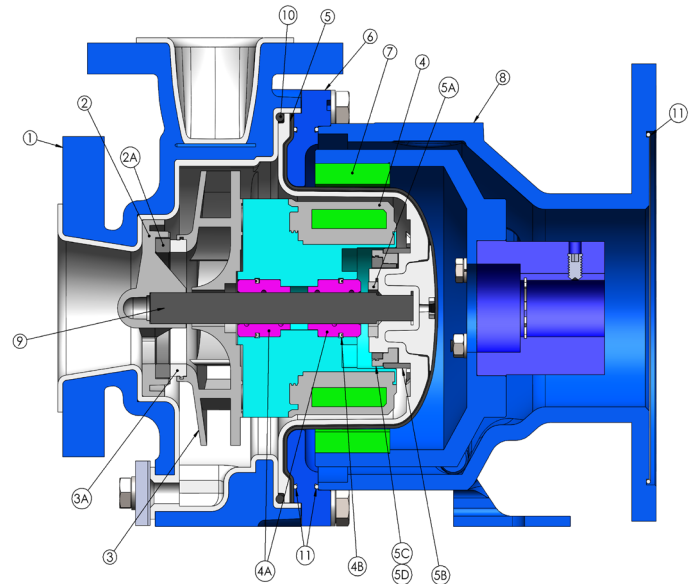
Impeller trims are available in 1/8" (.32 cm) diameter increments between all curves

## FEATURES

- Durable, corrosion-resistant ETFE lined ductile iron casing
- Inner drive magnets are encapsulated in pure, unfilled ETFE and are 100% vacuum tested for guaranteed reliability and safety
- Barrier liner is pure unfilled ETFE for maximum protection against chemical permeation with carbon fiber reinforced exterior for exceptional strength
- All critical containment components are pure, unfilled ETFE for the ultimate in corrosion resistance
- Casing meets ANSI/ASME B73.1m & B73.3 for foot and flange location
- Powerful neodymium magnets transmit maximum torque
- Interchangeable single piece impeller and drive magnet is securely interlocked, yet allows independent impeller or drive replacement
- Modified concentric volute design reduces radial thrust load
- Axial thrust is managed with an annular orifice and balance holes
- Dual impeller bushings greatly reduce shaft load
- Suction shaft support with integral straightening vanes
- Easy-set measurement free outer drive
- Space saving vertical installation option with IEC motor
- Back pull-out design
- Exclusive vapor protection protects drive magnet and motor face from corrosive fumes
- Run dry capability with carbon or Dri-Coat (DLC) SiC bushing
- Casing drain standard
- 1/2" NPT motor adapter port with stainless steel plug
- Specific gravity over 1.8
- Accepts standard NEMA 143-286 or IEC 90-160 motor frames
- Maximum power 30hp/22kW
- ANSI 150, ANSI 300 or ISO PN40 flange mountable
- CE Certified, ATEX certified models available

# UCR SERIES

Item #	Description	Construction
1	Housing	Cast ductile iron, pure ETFE lined
2	Shaft support	Carbon fiber filled ETFE (CF-ETFE)
2A	Front thrust ring	Alpha sintered silicon carbide
3	Impeller	Carbon fiber filled ETFE (CF-ETFE)
3A	Impeller thrust ring	Alpha sintered silicon carbide
4	Inner drive	Neodymium iron boron magnets encapsulated in pure, unfilled ETFE
4A	Bushing	Alpha sintered silicon carbide, Dri-Coat silicon carbide, or carbon
4B	Bushing retaining ring	PTFE
5	Barrier	Molded pure, unfilled ETFE liner with carbon-fiber reinforced epoxy outer shell
5A	Barrier thrust ring	Alpha sintered silicon carbide
5B	Sealing ring	GF molybdenum disulfide-filled PTFE
5C	Sealing ring retainer	Carbon fiber filled ETFE (CF-ETFE)
5D	Sealing ring lock	Carbon fiber filled ETFE (CF-ETFE)
6	Clamp ring	Powder coated ductile iron
7	Outer drive	Nickel plated neodymium iron boron magnets/ ductile iron
8	Motor adapter	Powder coated ductile iron
9	Shaft	Alpha sintered silicon carbide
10	O-ring	FEP-encapsulated FKM, FKM, EPDM, Kalrez®, or Simriz®
11	Vapor Protection O-Rings	Buna N



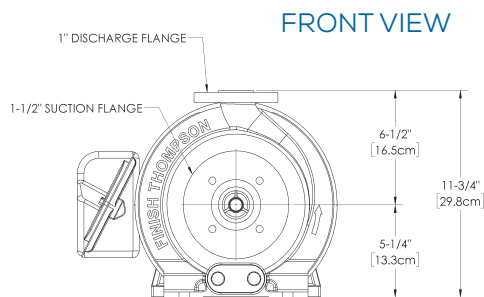
Kalrez® is a registered trademark of DuPont Performance Elastomers  
 Simriz® Perfluoroelastomer is a registered trademark of Simrit® division of Freudenberg-NOK.  
 Fluorosint® is a registered trademark of Quadrant DSM Engineering Plastic Products.

## SPECIFICATIONS

HP (kW)	Impeller Diameter	Suction	Discharge	Max. Flow		Max. Head		Max. Working Pressure psi (Bar)	Max. Viscosity cP	Max. Specific Gravity	Max. Temp. °F (°C)
	in (cm)			gpm	m <sup>3</sup> /hr	ft.	m				
3 - 30 (1.1 - 22.0)	4 - 6 5/8 (10.6 - 16.8)	1.5 (3.81)	1 (2.54)	39.5	8.9	189	57.6	300 (21)	200	1.8	250 (121)

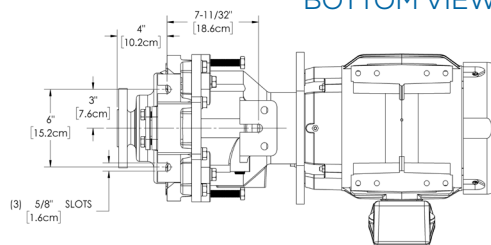
Note: Impeller trims available every 1/8" (.32 cm) between the smallest and largest diameters.

## DIMENSIONS

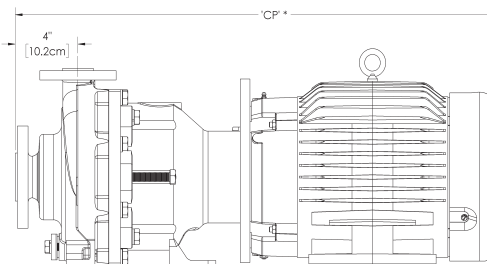


ANSI 150#, 300#, & ISO/DIN/PN40 flanges are in compliance with bolting dimensions only.

## BOTTOM VIEW



## SIDE VIEW



Motor Frames	CP (approx.)	
	(in)	(cm)
<b>NEMA</b>		
143-145TC	23-17/32	59.7
182/184TC	27-3/16	69.1
213/215TC	30-27/32	78.3
254/256TC	34-27/32	88.5
284/286TSC	38-3/16	97
<b>IEC</b>		
90 B14/B5	23-9/16	59.9
100/112 B14	25	63.5
100/112 B5	27-7/16	69.7
132 B5	31-3/32	79
160 B5	34-13/16	88.5



finishthompson.com

### FINISH THOMPSON INC. - HEADQUARTERS

921 Greengarden Road | Erie, PA 16501  
 800.934.9384 | ph 814.455.4478 | fx 814.455.8518  
 email sales@finishthompson.com



OFFICIAL UK DISTRIBUTOR: Michael Smith Engineers Limited

Web: www.michael-smith-engineers.co.uk | Email: info@michael-smith-engineers.co.uk | Freephone: 0800 316 7891

### FINISH THOMPSON INC. - EUROPE CENTER

Otto-Hahn-Strasse 16 | Maintal, D-63477 Germany  
 49 (0)6181-90878-0 | fx 49 (0)6181-90878-18  
 email europecenter@finishthompson.com