

High performance series

## Micro annular gear pump mzr<sup>®</sup>-7205

For industrial production and process technology



- **High dosage precision**  
precision CV < 1 % at low volumes
- **High differential pressures**  
achievable even for low viscosity liquids
- **Compact dimensions**  
length 155 mm, including controller
- **Broad viscosity range**  
methanol, water, solvents, adhesives, grease, gel
- **Low pulsation delivery, low shear stress**  
rotary micro annular gear technology
- **Long service life**  
wear-resistant tungsten carbide
- **Precision motor and sophisticated control**  
DC-servomotor with integrated microcontroller

The micro annular gear pump mzr-7205 covers the flow rate range 0.048-288 ml/min. To the main assets of the device belong high precision, low pulsation, low volume dosage even of non-lubricating liquids or at high

pressures, compact design and an integrated microcontroller. The pump allows dosage in a broad viscosity range and shows small, economic dimensions. The mzr-7205 targets applications in industrial production and process

technology. The pump has been designed for continuous delivery and discrete dosage of water, watery solutions, solvents, methanol, oil, lubricants, adhesives, inks and paints as well as other high viscosity liquids.

### Applications

- Chemical processing
- Industrial and plant engineering
- Packaging
- Medical and pharmaceutical industry
- Mini plant technology
- Spray technology
- Dispensing of adhesives
- Ink and paint dosage
- Vacuum applications

### Technical data

Flow rate	0.048 – 288 ml/min
Smallest dosage volume	30 µl
Displacement volume	48 µl
Differential pressure range	0 – 30 bar (1 mPas); 0 – 40 bar (> 16 mPas)
Max. inlet pressure	5 bar (73 psi) (10 – 40 bar *)
Operating temperature range	-5 ... +60 °C (-20 ... +150 °C *)
Viscosity range	0.3 – 50,000 mPas (1,000,000 mPas *)
Precision	< 1 % Coefficient of Variation CV
Pulsation	< 6 %
Speed range	1 – 6000 rpm
Fluid connection	1/8" NPT internal thread, lateral optional: 1/8" NPT internal thread, frontal
Wetted parts	stainless steel 316L (1.4404, 1.4435), tungsten carbide Ni-based; shaft seal: graphite-reinforced PTFE, stainless steel 316L; static seals: FPM, optional: EPDM, FFKM
Motor	DC-servomotor, 24 V DC, 44 W
Controller	integrated 16-bit microcontroller
Interface	0–10 V, RS-232, 1 digital input/output
Dimensions (L x W x H)	155 x 50 x 69 mm
Weight	approx. 1080 g

Customized solutions on request. \* with optional fluidic seal module, heat insulation module, heating module, gear box

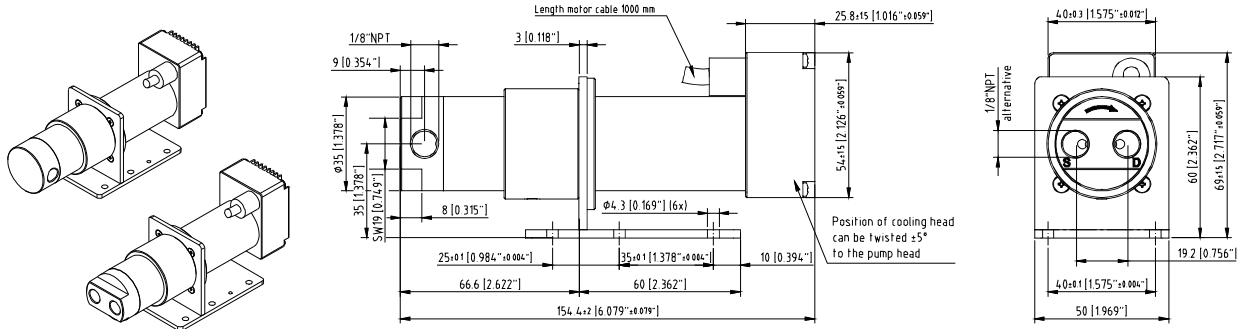
### Contact

HNP Mikrosysteme GmbH  
Bleicherufer 25 · D-19053 Schwerin

phone +49 385 52190-301  
fax +49 385 52190-333

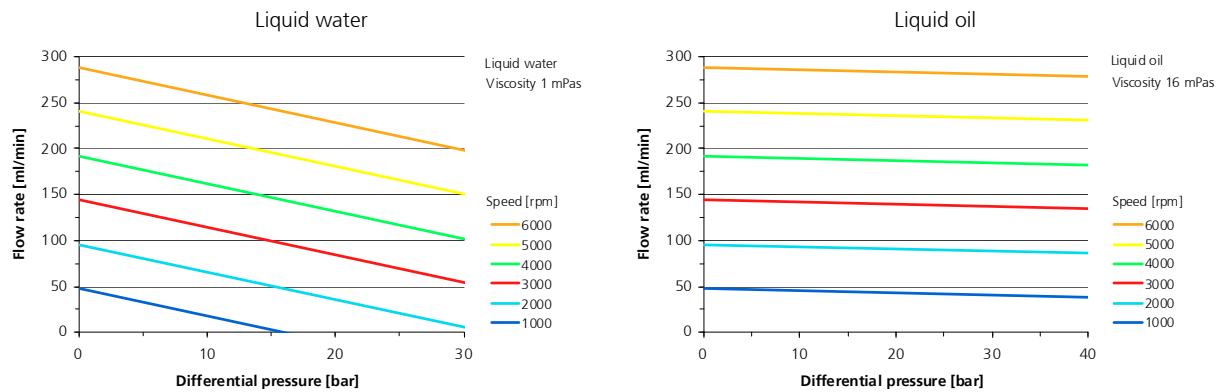
e-mail [info@hnp-mikrosysteme.de](mailto:info@hnp-mikrosysteme.de)  
<http://www.hnp-mikrosysteme.de>

## Dimensions

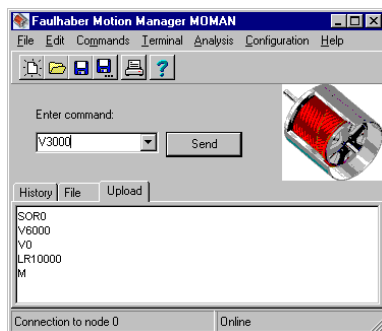


Subject to technical changes.

## Flow charts



## Control and software



- speed and position control for continuous and discrete dispensing tasks
- terminal box S-G05 with potentiometer for speed control
- power supply with DIN 45323 socket or screw terminal
- RS-232 9-pole SUB-D connector for direct connection to a PC or a SPC
- analog input 0-10 V, 0 (4)-20 mA with screw terminal
- EEPROM program memory
- temperature and current limiting
- simple ASCII command language for the parameter setting (velocity profiles) and programming of the motor
- programming with Windows® software »Motion Manager«
- online dynamic drive analysis
- simultaneous operation of up to 255 pumps with additional multiplexer modules

## Item number

10 03 01 06

mzm-7205 S pump with lateral fluid connection 1/8" NPT, terminal box S-G05, null-modem cable and software »Motion Manager«

10 03 01 07

mzm-7205 F pump with frontal fluid connection 1/8" NPT, terminal box S-G05, null-modem cable and software »Motion Manager«

## Accessories

*Liquid supply accessories*  
*Fluidic seal module*  
*Heat insulation module*  
*Heating module*  
*Reduction gear*  
*Console drive module*  
*Motor types*  
*Multiplexer module*

threaded fluid connectors, tubes, filters etc.  
 use of liquids sensitive to air or water or for vacuum applications  
 use for increased liquid temperature of up to 150 °C  
 active heating of the pump head up to 150 °C operating temperature  
 gear 3.7:1 reduces speed for the metering of high viscosity liquids  
 diecast aluminum chassis mzm-S05 E with control elements and display  
 explosion-proof or high power motor  
 simultaneous operation of up to 255 pumps with a single RS-232 interface

Even if single parameters are within their indicated performance range, certain parameter combinations may not be achievable. Single parameters may exceed their indicated performance range under adequate circumstances. For detailed evaluation please contact HNP Mikrosysteme. Actual performance may vary. Specifications are subject to change without notice.

Micro annular gear pumps (and housings) are protected by assigned patents: DE 198 43 161 C2, EP 1115979 B1, US 6,520,757 B1, EP 852674 B1, US 6,179,596 B1, EP 1354135, US 7,698,818 B2. Patents pending: EP 1807546, DE 10 2009 020 942.5-24, DE 10 2011 001 041.6. In the US, Europe and China additional patents are pending. mzm®, MoDoS®, µ-Clamp® are registered German trademarks of HNP Mikrosysteme GmbH. Kalrez® Spectrum™ is a registered trademark of DuPont.

**OFFICIAL UK DISTRIBUTOR:**  
**michael smith engineers limited**  
**www.michael-smith-engineers.co.uk**  
**freephone: 0800 316 7891**